







Key

-  Pumps (10-300m)
-  CTD (5-5200m)
-  Sediment traps (3000m)
-  Sediment cores (4800m)









Key

 Pumps (10-300m)

 CTD (5-5200m)

 Sediment traps (3000m)


 Sediment cores (4800m)




Key

 Pumps (10-300m)


 CTD (5-5200m)


 Sediment traps (3000m)


 Sediment cores (4800m)




Key

 Pumps (10-300m)

 CTD (5-5200m)

 Sediment traps (3000m)

 Sediment cores (4800m)